

# HomeSiren Jeweller

Wireless siren with external LED connector.



An Ajax hub is required for operation. Find the detailed information on the device at the link:

<https://ajax.systems/support/devices/homesiren/>



## Key features

Adjustable volume: from 80 dB to 100 dB

Delay and security mode changing indication

External LED connector

Remote control and setup via the app

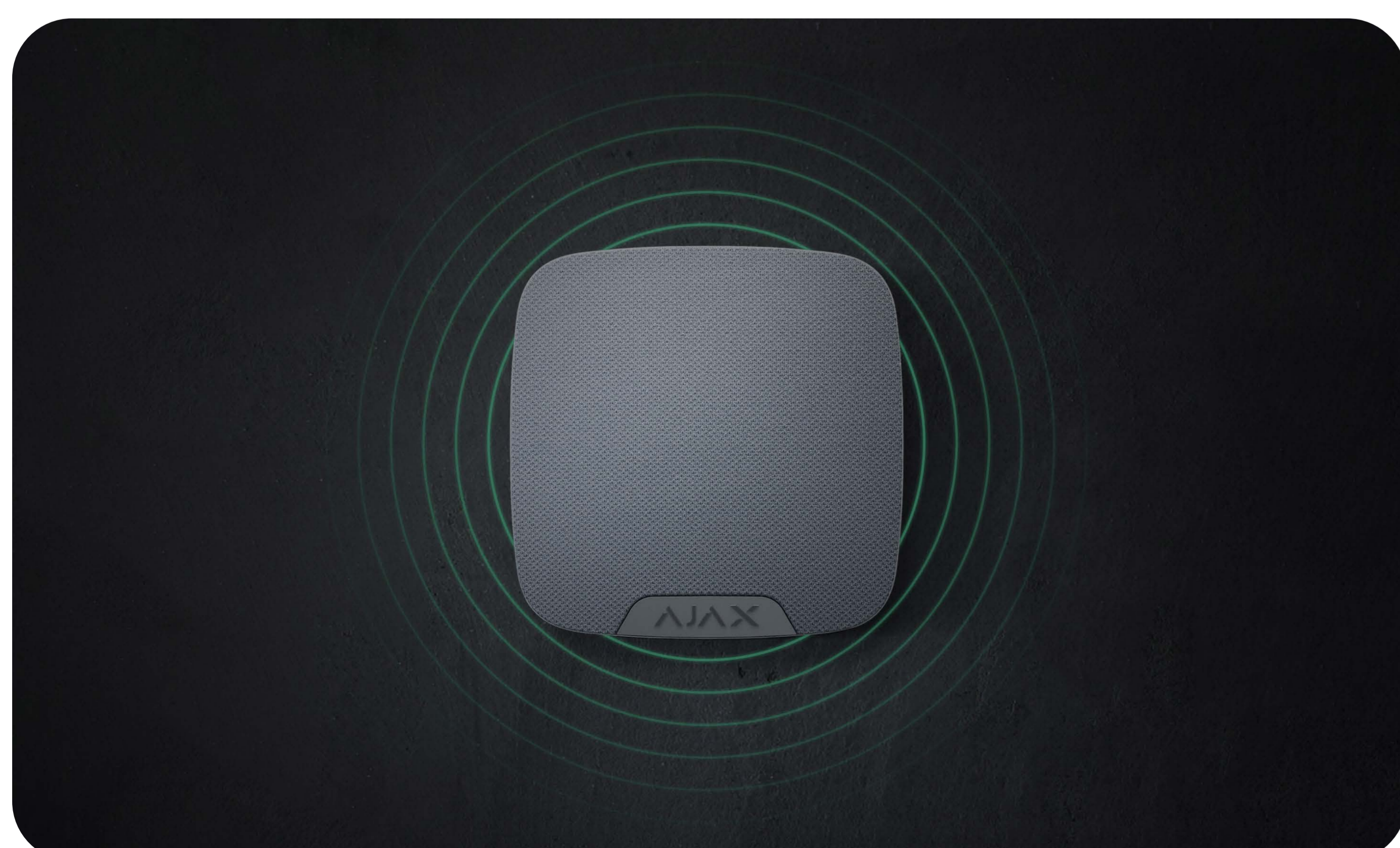
Adjustable alarm duration: from 3 to 180 s

Door opening notifications

Effortless installation and replacement

Connecting via QR code

## Operating principle



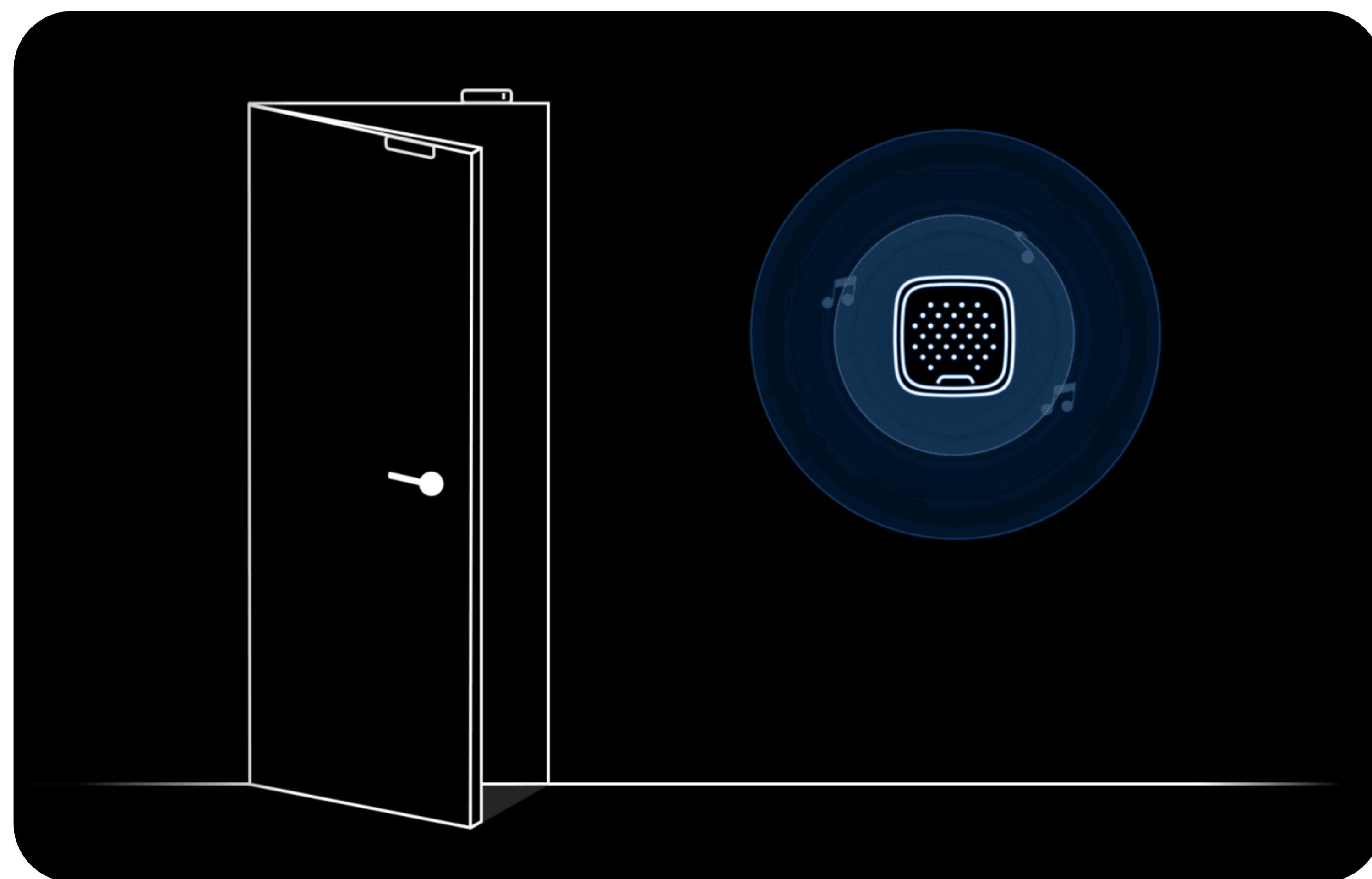
### Informs about alarms

The siren responds to tamper and security system alarms in less than a second. It is loud enough to scare away intruders and attract the attention of neighbours.



## Serves as a security status indicator

The siren LED notifies that the facility is armed, and a sound signal indicates **Delay When Entering / Leaving**. These are helpful features for the users who control the security system with a keypad or key fob.




## Notifies on door opening

When the **Chime** feature is enabled, the siren makes a special sound to indicate that the opening detectors are triggered when the system is disarmed. The feature is used, for example, in stores to notify employees that someone has entered the building.

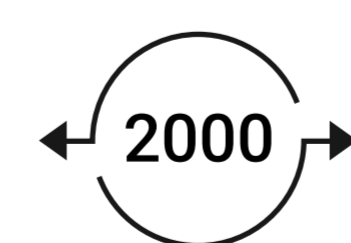


**Jeweller** is a **two-way wireless protocol** that provides fast and reliable communication between hubs and devices. The protocol delivers instant data-rich alarms: security companies and users know who and when has armed or disarmed the facility.

Jeweller features **encryption** and **authentication** to prevent forgery, and **polling** to display devices' status in real-time. Supporting up to **2,000 m** of wireless connectivity, Jeweller is ready to protect facilities and deliver **the best user experience** for both end-users and installers.




Up to 5 years of operation on pre-installed battery



Up to 2,000 m of two-way encrypted wireless communication between hub and siren



# Technical specifications

<p>Compliance with standards</p>	<p><b>EN 50131 (Grade 2)</b>  <b>PD 6662:2017</b>  <b>UL985, UL1023, UL2610</b>  <b>ULC S545, ULC S304</b></p>	<p>Communication with control panel and range extenders</p> <p> <b>Jeweller communication technology</b></p> <p><b>Frequency bands</b>  866.0 – 866.5 MHz  868.0 – 868.6 MHz  868.7 – 869.2 MHz  905.0 – 926.5 MHz  915.85 – 926.5 MHz  921.0 – 922.0 MHz  Depends on the region of sales</p> <p><b>Maximum effective radiated power (ERP)</b>  ≤ 20 mW</p> <p><b>Communication range</b>  up to 2,000 m  In an open space</p> <p><b>Polling interval</b>  12 – 300 s  Adjusted by PRO or user with admin rights in the Ajax app</p> <p><b>Protection against forgery</b>  Device authentication</p>	<p>Compatibility</p> <p><b>Hubs</b>  all Ajax hubs</p> <p><b>Range extenders</b>  all Ajax radio signal range extenders</p> <p>Features</p> <p><b>Types of notifications</b>  Acoustic  LED</p> <p><b>Alarm volume</b>  from 80 to 100 dB  at a distance of 1 m  Adjusted by PRO or user with admin rights in the Ajax app</p> <p><b>Alarm duration</b>  from 3 to 180 s  Adjusted by PRO or user with admin rights in the Ajax app</p> <p><b>Siren sound frequency</b>  3.4 ± 0.5 kHz</p> <p><b>Additional LED connection</b>  3 V  An external LED works in parallel with the siren built-in LED and fully replicates its indication</p> <p><b>Chime</b>  The siren makes a special sound to notify that the opening detectors are triggered when the system is disarmed</p>
----------------------------------	--	---	--

<p>Power supply</p> <p><b>Battery</b> 2 × CR123A Pre-installed</p> <p><b>Battery life</b> up to 5 years</p>	<p>Installation</p> <p><b>Operating temperature range</b> from -10°C to +40°C</p> <p><b>Operating humidity</b> up to 75%</p>
<p>Enclosure</p> <p><b>Colors</b> white, black</p> <p><b>Dimensions</b> 75 × 76 × 27 mm</p> <p><b>Weight</b> 97 g</p> <p><b>Tamper alarm</b></p>	<p>Complete set</p> <p>HomeSiren Jeweller 2 × CR123A battery (pre-installed) SmartBracket Connector for LED indicator Installation kit Quick start guide</p>