

### TECHNICAL DATASHEET

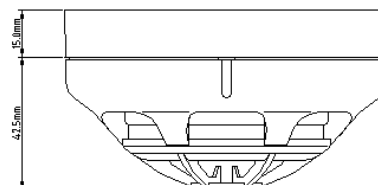
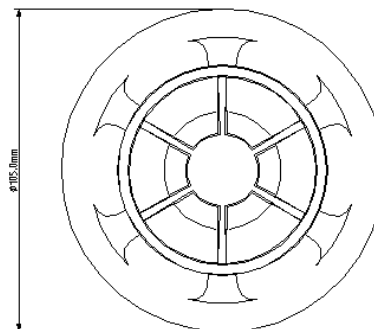
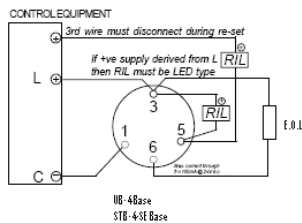
#### Part Numbers and Product Order Codes:-

Part Number	-	-	-	-	-	EVC-H
Description	-	-	-	-	-	Conventional Heat Detector
Computer Reference Number	-	-	-	-	-	Class A2S F04-82505 Class CS F04-82507

#### Technical Specifications:-

Sensor Element	-	-	-	-	-	Thermistor
Operating Voltage	-	-	-	-	-	11V d.c. to 32V d.c.
System Voltage	-	-	-	-	-	24V d.c.
Quiescent Current	-	-	-	-	-	30µA
Alarm Current	-	-	-	-	-	50mA@ 24v
Current for external remote LED indicator	-	-	-	-	-	Limit to 20mA max
Typical Application Temperature	-	-	-	-	-	A2S: 25°C , CS: 55°C
Maximum Application Temperature	-	-	-	-	-	A2S: 50°C, CS: 80°C
Min. and Max. Static Response Temperature	-	-	-	-	-	A2S: 54°C / 70°C, CS: 84°C / 100°C
Minimum Ambient Temperature	-	-	-	-	-	Both -10°C
Storage Temperature	-	-	-	-	-	- 25°C to + 70°C
Charging Time	-	-	-	-	-	30 Seconds
Relative Humidity	-	-	-	-	-	≤ RH95% non-condensing.
I.P. Protection Rating	-	-	-	-	-	IP42
Material	-	-	-	-	-	ABS
Dimensions	-	-	-	-	-	Ø105mm x 42.5mm (Sensor head) Ø105mm x 57.5mm (Sensor head and UB-4-SD)
Mass	-	-	-	-	-	118g (Sensor head) 183g (Sensor head and UB-4-SD base)
EMC Conformance	-	-	-	-	-	BSEN50130-4
CPR Certificate(s)	-	-	-	-	-	2831-CPR-F0423 & F0426 / 2831-CPR-F2421 & F2422
UKCA Certificate	-	-	-	-	-	0832-UKCA-CPR-F0031/F0032 & F0033/F0034
Standards / Certification	-	-	-	-	-	EN54-5 LPCB 041 & 1461
DoP Number	-	-	-	-	-	F0423 & F0426 / F2421 & F2422

All wiring must conform to the current edition of IEE Wiring regulations and BS5839 Part 1  
All loop Cable Screens shall be connected together, but must be Isolated from Ground. Cable Screens shall be connected to Earth Ground within the Control Panel ONLY.



Base :  
UB-4 , UB-4-EV, UB-4SD ,UB-6-EV  
STB-4SE-EV ,STB-4SE-SW-EV